


Easy Trouble Shooting

Rev 1.0

1. No power

1. Check Power switch is "On" and OSD LED is "On")
2. Open rear top cover check the green LED on adapter is bright
3. Check adapter 2 output terminals are connected well (white : +12V; Black :ground)
4. Check mini switch (Micro switch) jammed or not



Adapter DC12V
(green light)


2. No Screen

1. No screen on LCD, You can see OSD board LED (green), Yes, have video input

- (1) Check signal cables form PC to Console are connected well
- (2) Please reset PC server
- (3) Change inverter board, if you have spare parts
- (4) Change ad/board test, if you have spare parts

2. OSD LED (orange) no video input

- (1) Check signal cables form PC to Console are connected well
- (2) Open cover panel, please check on R2M2 internal cable.
On R2M2 (red+12V; white ground)
- (3) Check A/D board on VGA connect
- (4) Change A/D board · if you have spare parts



3. Keyboard / Mouse no function

1. Check PC to Console connect cable, after reset PC server
2. Check internal PS/2 cable to R2M2
3. Change D.D.H board; if you have spare parts




PS/2 internal keyboard to R2M2 cable

“Cable not connected” then “Power Down” Single port

1. Check connection from PC to console.
2. Open rear top cover check VGA connector to R2M2 board loose or not.
3. Check LCD monitor input selecting VGA or DVI
4. Replace A/D board.

DDH board
(keyboard ctrl board)



Check OSD of KVM switch menu working or not.

If OSD of KVM working

Check PC connection well and VGA output is fine.

Check KVM OSD menu, the connected port is marked.


Replace A/D board

If OSD of KVM non-working

Is there has no beep sound when power on?

No beep sound: Use "Scroll lock + Scroll + B " to turn-on beep sound

Still has no beep sound: Replace KVM board.



If there has been sound when power on

1. Try to key-in "00000000" for login then press " enter " then key-in " 00000000 " for password
2. Try CAP and NUM keys working or not
(Check with LED on keyboard can be on and off)
3. If keyboard non-working. Replace KVM switch board.
4. If Keyboard working fine. Replace A/D board.
5. By pass KVM test, you can know is KVM board or Console bad, than tell us.

If you cannot fix the problem please connect to us. We can help.

Broadrack Inc. Taiwan

TEL: +886-2-2698-1666 ext.701

FAX: +886-2-2698-1846

E-mail: rma@broadrack.com

Broadrack Inc. U.S.A.

TEL: 714-444-2390

FAX: 714-444-2389

E-mail: support@broadrack.com